

Semester Credit Hours by School/College

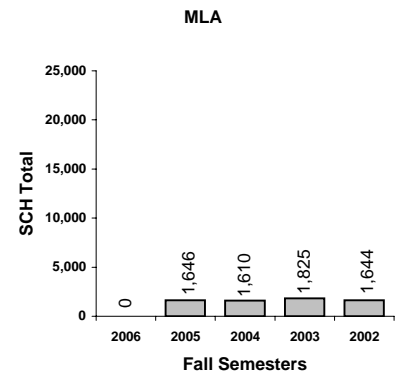
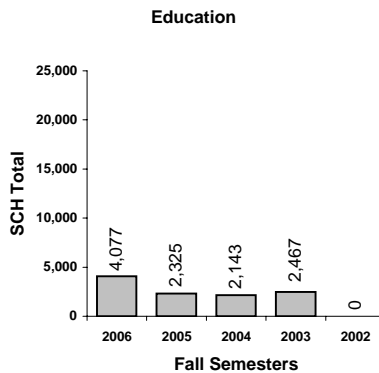
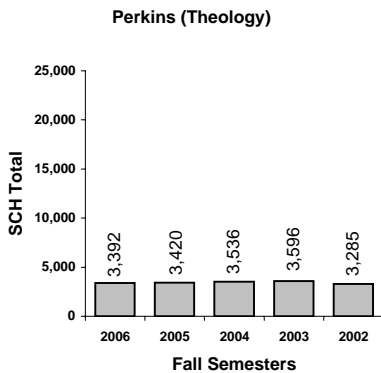
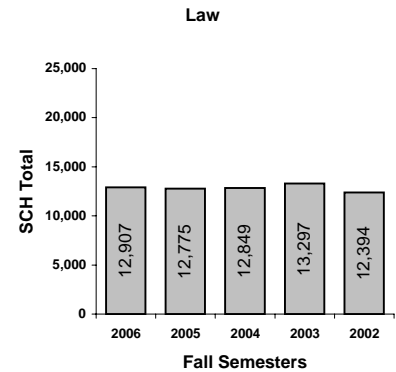
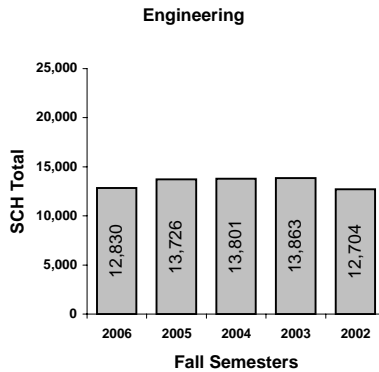
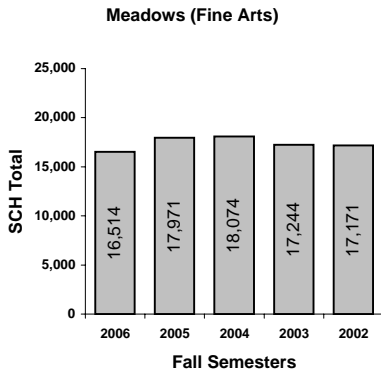
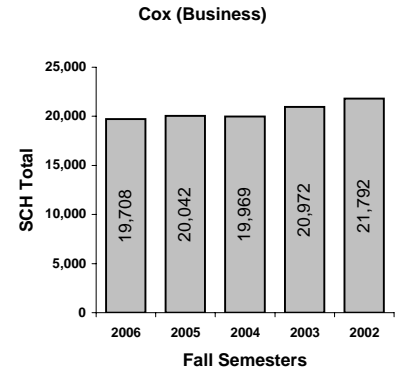
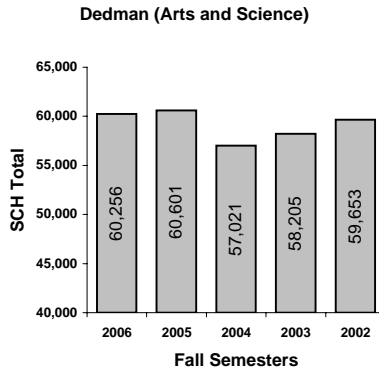
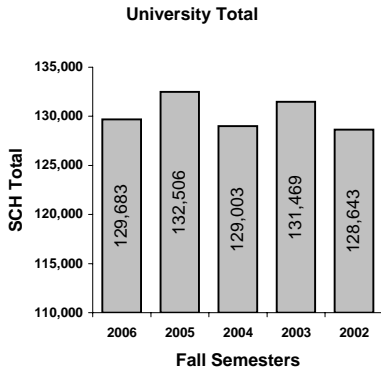
School/College	2006	2005	2004	2003	2002
	SCH Total	SCH Total	SCH Total	SCH Total	SCH Total
Meadows (Fine Arts)	16,514	17,971	18,074	17,244	17,171
Cox (Business)	19,708	20,042	19,969	20,972	21,792
Dedman (Arts and Science)	60,256	60,601	57,021	58,205	59,653
Engineering	12,830	13,726	13,801	13,863	12,704
Law	12,907	12,775	12,849	13,297	12,394
MLA	0	1,646	1,610	1,825	1,644
Education	4,077	2,325	2,143	2,467	0
Perkins (Theology)	3,392	3,420	3,536	3,596	3,285
University Total	129,683	132,506	129,003	131,469	128,643

Source: Registrar Report "Credit Hours Produced by School and Level of Instruction"

¹ Effective Spring 2003 Education courses were counted separately

¹ Effective Fall 2003 Graduate Bilingual Education courses previously counted in Dedman moved to Education

² In Fall 2006 MLA was combined with Education



See ¹ note above about Education



Semester Credit Hours by School/College and Level of Course

Fall Semester/Course Level	Meadows (Fine Arts)		Cox (Business)		Dedman (Arts and Science)		Engineering		University Total SCH
	SCH	%	SCH	%	SCH	%	SCH	%	
2006	16,514	13%	19,708	15%	60,256	46%	12,830	10%	129,683
1000 (First Year)	3,390	21%	109	1%	25,841	43%	4,015	31%	33,808
2000 (Sophomore)	4,273	26%	2,511	13%	8,834	15%	1,172	9%	17,036
3000 (Junior)	4,904	30%	5,160	26%	16,622	28%	895	7%	27,581
4000 (Senior)	1,979	12%	1,429	7%	3,924	7%	794	6%	8,126
5000 (Adv Senior)	720	4%	1,092	6%	3,205	5%	599	5%	6,323
6000 & Above (GRAD)	1,248	8%	9,407	48%	1,830	3%	5,355	42%	36,810
2005	17,971	14%	20,042	15%	60,601	46%	13,726	10%	132,506
1000 (First Year)	3,930	22%	134	1%	26,215	43%	4,786	35%	35,476
2000 (Sophomore)	4,952	28%	2,499	12%	7,917	13%	916	7%	16,399
3000 (Junior)	5,070	28%	5,907	29%	17,059	28%	1,022	7%	29,058
4000 (Senior)	1,870	10%	1,473	7%	3,619	6%	639	5%	7,601
5000 (Adv Senior)	1,016	6%	1,002	5%	3,893	6%	559	4%	7,377
6000 & Above (GRAD)	1,133	6%	9,027	45%	1,898	3%	5,804	42%	36,595
2004	18,074	14%	19,969	15%	57,021	44%	13,801	11%	129,003
1000 (First Year)	4,125	23%	98	0%	25,507	45%	5,002	36%	34,899
2000 (Sophomore)	4,529	25%	2,583	13%	7,430	13%	934	7%	15,603
3000 (Junior)	5,196	29%	5,298	27%	15,727	28%	1,146	8%	27,367
4000 (Senior)	2,117	12%	1,283	6%	3,247	6%	677	5%	7,324
5000 (Adv Senior)	909	5%	1,028	5%	3,364	6%	636	5%	6,949
6000 & Above (GRAD)	1,198	7%	9,679	48%	1,746	3%	5,406	39%	36,861
2003	17,244	13%	20,972	16%	58,205	44%	13,863	11%	131,469
1000 (First Year)	5,230	30%	97	0%	26,873	46%	5,053	36%	37,483
2000 (Sophomore)	3,338	19%	2,994	14%	7,828	13%	1,297	9%	15,617
3000 (Junior)	4,515	26%	4,785	23%	14,706	25%	911	7%	24,917
4000 (Senior)	2,122	12%	1,525	7%	3,411	6%	475	3%	7,533
5000 (Adv Senior)	1,017	6%	1,072	5%	3,458	6%	815	6%	7,494
6000 & Above (GRAD)	1,022	6%	10,499	50%	1,929	3%	5,312	38%	38,425
2002	17,171	13%	21,792	17%	59,653	46%	12,704	10%	128,643
1000 (First Year)	5,380	31%		0%	27,735	46%	4,486	35%	37,601
2000 (Sophomore)	3,017	18%	3,095	14%	7,695	13%	1,343	11%	15,150
3000 (Junior)	4,419	26%	4,776	22%	13,737	23%	718	6%	23,650
4000 (Senior)	2,272	13%	1,501	7%	2,880	5%	813	6%	7,466
5000 (Adv Senior)	915	5%	944	4%	4,827	8%	573	5%	7,259
6000 & Above (GRAD)	1,168	7%	11,476	53%	2,779	5%	4,771	38%	37,517

Source: Registrar Report "Credit Hours Produced by School and Level of Instruction"

Semester Credit Hours by School/College and Level of Course (cont.)

Fall Semester/Course Level	Law		MLA		Education ¹		Perkins (Theology)		University
	SCH	%	SCH	%	SCH	%	SCH	%	Total SCH
2006	12,907	10%	0	0%	4,077	3%	3,392	3%	129,683
1000 (First Year)		0%		0%	453	11%		0%	33,808
2000 (Sophomore)		0%		0%	246	6%		0%	17,036
3000 (Junior)		0%		0%		0%		0%	27,581
4000 (Senior)		0%		0%		0%		0%	8,126
5000 (Adv Senior)		0%		0%	707	17%		0%	6,323
6000 & Above (GRAD)	12,907	100%		0%	2,671	66%	3,392	100%	36,810
2005	12,775	10%	1,646	1%	2,325	2%	3,420	3%	132,506
1000 (First Year)		0%		0%	411	18%		0%	35,476
2000 (Sophomore)		0%		0%	115	5%		0%	16,399
3000 (Junior)		0%		0%		0%		0%	29,058
4000 (Senior)		0%		0%		0%		0%	7,601
5000 (Adv Senior)		0%		0%	907	39%		0%	7,377
6000 & Above (GRAD)	12,775	100%	1,646	100%	892	38%	3,420	100%	36,595
2004	12,849	10%	1,610	1%	2,143	2%	3,536	3%	129,003
1000 (First Year)		0%		0%	167	8%		0%	34,899
2000 (Sophomore)		0%		0%	127	6%		0%	15,603
3000 (Junior)		0%		0%		0%		0%	27,367
4000 (Senior)		0%		0%		0%		0%	7,324
5000 (Adv Senior)		0%		0%	1,012	47%		0%	6,949
6000 & Above (GRAD)	12,849	100%	1,610	100%	837	39%	3,536	100%	36,861
2003	13,297	10%	1,825	1%	2,467	2%	3,596	3%	131,469
1000 (First Year)		0%		0%	230	9%		0%	37,483
2000 (Sophomore)		0%		0%	160	6%		0%	15,617
3000 (Junior)		0%		0%		0%		0%	24,917
4000 (Senior)		0%		0%		0%		0%	7,533
5000 (Adv Senior)		0%		0%	1,132	46%		0%	7,494
6000 & Above (GRAD)	13,297	100%	1,825	100%	945	38%	3,596	100%	38,425
2002	12,394	10%	1,644	1%	0	0%	3,285	3%	128,643
1000 (First Year)		0%		0%		0%		0%	37,601
2000 (Sophomore)		0%		0%		0%		0%	15,150
3000 (Junior)		0%		0%		0%		0%	23,650
4000 (Senior)		0%		0%		0%		0%	7,466
5000 (Adv Senior)		0%		0%		0%		0%	7,259
6000 & Above (GRAD)	12,394	100%	1,644	100%		0%	3,285	100%	37,517

Source: Registrar Report "Credit Hours Produced by School and Level of Instruction"

¹ Effective Spring 2003 Education courses were counted separately

¹ Effective Fall 2003 Graduate Bilingual Education courses previously counted in Dedman moved to Education